

# PowerTech

## 6068TFM75 Diesel Engine

Propulsion Engine Specifications


Offshore Marine Services  
Burtonport Co Donegal Ireland

offshoreireland@3mail.ie

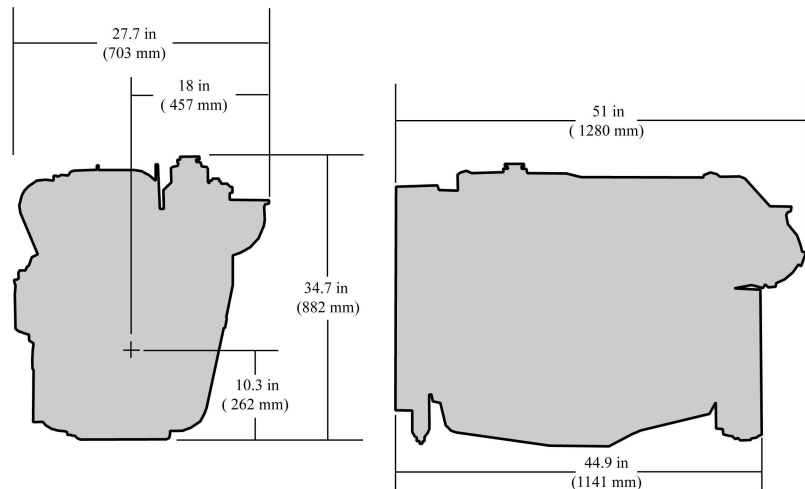


**JOHN DEERE**

### Dimensions



6068TFM75 shown



### Certifications

EPA Commercial Marine  
IMO MARPOL Annex VI

### General data

Model	6068TFM75	Length - mm (in)	1141 (44.9)
Number of cylinders	6	Width - mm (in)	703 (27.7)
Displacement - L (cu in)	6.8 (415)	Height, Centerline to Top-- mm. (in)	620 (24.4)
Bore and Stroke-- mm (in)	107 x 127 (4.21 x 5.00)	Height, Centerline to Bottom-- mm. (in)	262 (10.3)
Compression Ratio	17.6:1	Weight, dry-- kg (lb)	730 (1609)
Engine Type	In-line, 4- Cycle	Maximum Installed Angle	Front Up – degrees 9 Front Down – degrees 0
Aspiration	Turbocharged		

### Features and benefits

#### Watercooled Turbocharger and Exhaust Manifold

- Cooler and quieter environment for vessel and crew
- Reduced external connections eliminates hoses and fittings that can leak or break

#### Either-side Service

- Oil fill and dipstick combinations
- Remote oil filter for easier service access
- Application and service flexibility to provide installation convenience plus fast and easy maintenance

#### Heat exchanger or Keel Cooled

- High-capacity heat exchanger designed for reliable operation in adverse conditions
- Integrated expansion tank, heat exchanger and exhaust manifold reduce chances of leaks
- Keel cooler or heat exchanger options provide application flexibility

#### High Torque and Low Rated RPM

- Enables the engine to turn larger propellers at lower speed for best efficiency
- Excellent vessel control and maneuvering
- Lower rated rpm limits vibration and noise for better crew comfort

#### Replaceable wet-type cylinder liners

- Hardened and precision machined for long life

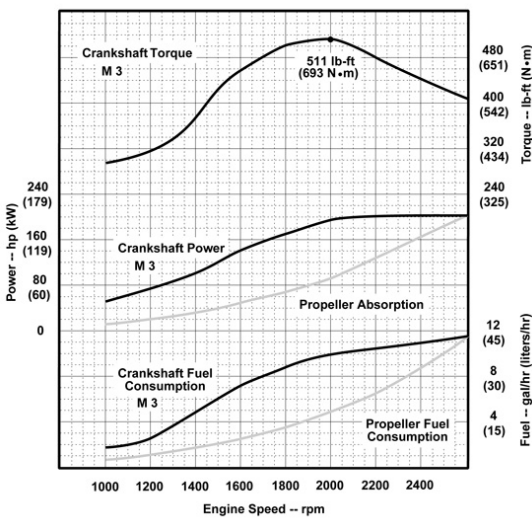
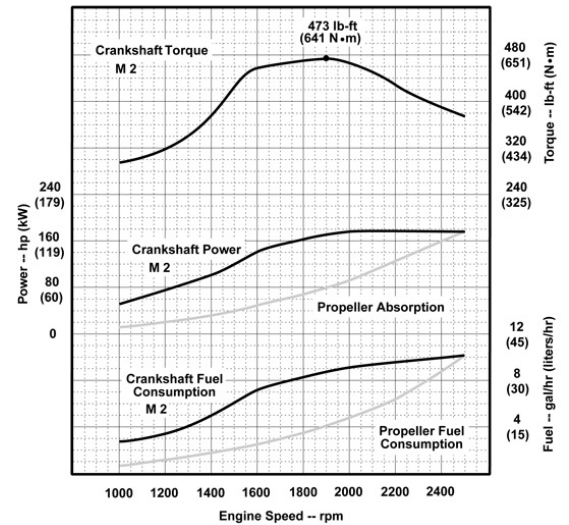
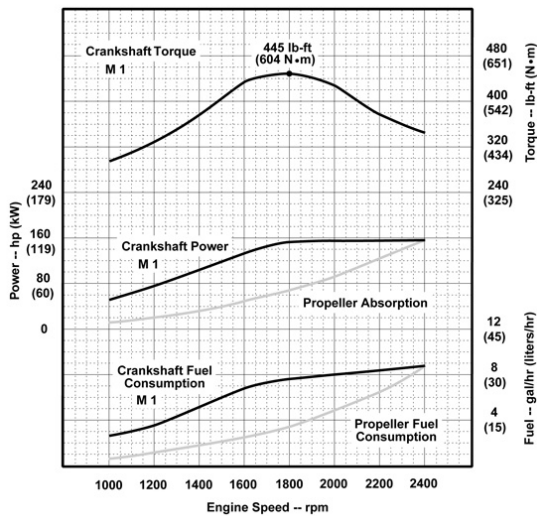
#### Corrosion Resistant Components

- Provides engine protection from the effects of seawater

#### Fuel System

- Electronically controlled rotary fuel injection pump with variable timing resulting in excellent fuel economy and excellent performance
- Self diagnostics and protection
- Electronic instrument panel with plain text messaging

## Performance curve



Performance data	M3	M2	M1
Rated Power - kW (hp)	150 (201)	133 (178)	118 (158)
Rated Speed - rpm	2600	2500	2400
Low Idle Speed - rpm	650	650	650
Peak Torque - Nm (ft-lb)	693 (511)	641 (473)	604 (445)
Peak Torque Speed - rpm	2000	1900	1800
Fuel Consumption - L/h (gal/hr)	44.1 (11.6)	38.4 (10.1)	33.6 (8.9)

M rating	M3	M2	M1
Typical load factor	50 %	65 %	> 65 %
Typical annual usage (hr)	2000	3000	> 3000
Typical full-power operation (hr)	4 of each 12	16 of each 24	24 Uninterrupted

**John Deere Power Systems**  
 3801 W. Ridgeway Ave.  
 PO Box 5100  
 Waterloo, IA 50704-5100  
 Phone: 1-800-533-6446  
 Fax: 319.292.5075

**John Deere Power Systems**  
**Usine de Saran**  
 La Foulonnerie - B.P. 11.13  
 45401 Fleury les Aubrais Cedex  
 France  
 Phone: 33.2.38.82.61.19  
 Fax: 33.2.38.82.60.00

*All values at rated speed and power with standard options unless otherwise noted. Specifications and design subject to change without notice.*